

WY400-3N

400-470 MHz Base Station 3 Element Yagi Antenna

DESCRIPTION

Base station antenna conceived by using an innovative feed system studied and applied to have highly symmetrical radiation pattern in both planes (E and H). It's completely computer designed to get high performances of gain and front-to-back in the working band. All aluminium parts are protected by anodized treatment, hardware are of Stainless steel or zinc plated steel, mounting bracket is of extruded aluminium for the best strength and the connector is placed in rear position for an easy access. To increase the antenna gain please install it in stacked or bayed array. **Patent pending applied.**



TECHNICAL DATA

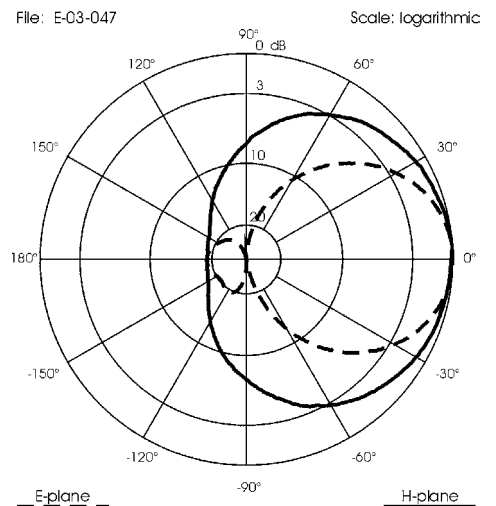
Electrical Data

Type	3 element Yagi
Frequency range	400 - 470 MHz
Impedance	50 Ω Unbalanced
Polarization	Linear Vertical or Horizontal
Radiation (H-plane)	beamwidth at -3 dB= 125° at 435 MHz
Radiation (E-plane)	beamwidth at -3 dB= 65° at 435 MHz
Max Gain	7 dBi
Front to Back ratio	≥ 17 dB
S.W.R. in bandwidth	$\leq 1.5:1$
Max Power	150 Watts (CW) at 30°C
Feed system / Position	RG303 Teflon coax with balun / inside boom
Lightning protection	DC-ground
Connector	N-female with rubber protection cap

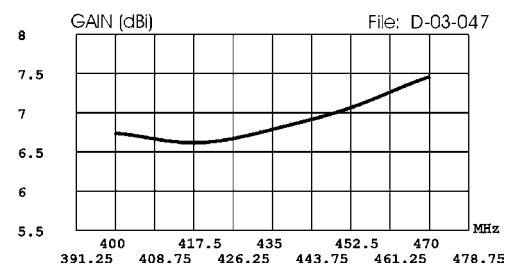
Mechanical Data

Materials	Anodized 6063-T5 Aluminium, Thermoplastic UV stabilized, Chromed Brass
Wind load / resistance	65 N at 150 Km/h / 180 Km/h
Wind surface	0.048 m ²
Dimensions (approx.)	525 x 375 mm
Weight (approx.)	1100 gr
Turning radius	420 mm
Operating temperature	-40° C to +60° C
Mounting Mast	\varnothing 35-52


TYPICAL RADIATION PATTERN at 435 MHz



TYPICAL GAIN DIAGRAM vs FREQUENCY

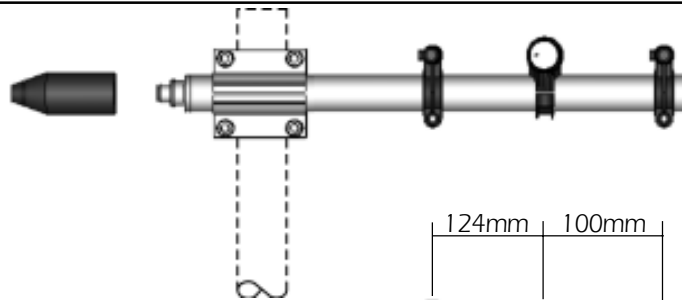


TYPICAL S.W.R. RESPONSE

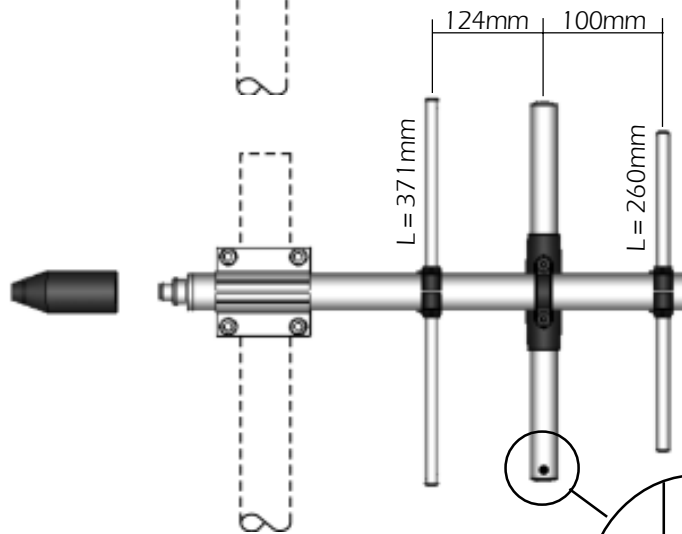


MOUNTING INSTRUCTIONS

Correct mounting for horizontal holarization



Correct mounting for vertical polarization



If mounted for vertical polarization place the draining hole at the bottom.

Standard Mounting Bracket



Spare parts: p/n SA197

Materials: extruded aluminum
Hardware: stainless & zinc plated steel
Dimensions : 80 x 76 x 65 mm
Weight: 460 gr

Part List

Q.ty	Description
1	Extruded aluminium bracket
2	Steel bracket
2	M8x200 U-bolt
4	M8 Grower washer
4	M8 Hexagonal nut
2	M6x20 Hexagonal head screw
2	M6 Grower washer
2	M6 Hexagonal nut

Tilting Bracket*



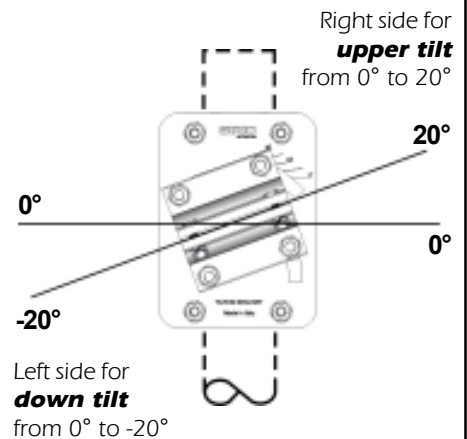
Order p/n: 2519803.00

Materials & Hardware: zinc plated steel
Dimensions: 110 x 150 x 6 mm.
Weight: 800 gr

Part List

Q.ty	Description
1	110x150x6 Tilting bracket
4	M8x25 Spheric head screw
4	M8 Grower washer
4	M8 Hexagonal nut

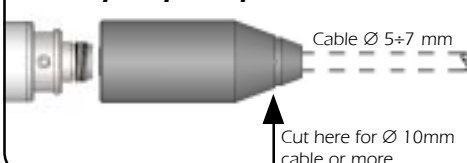
Mounting example



* Optional (not included).

Connector protection cap

Spare parts: p/n TE06416



Stacking and Baying distance

